

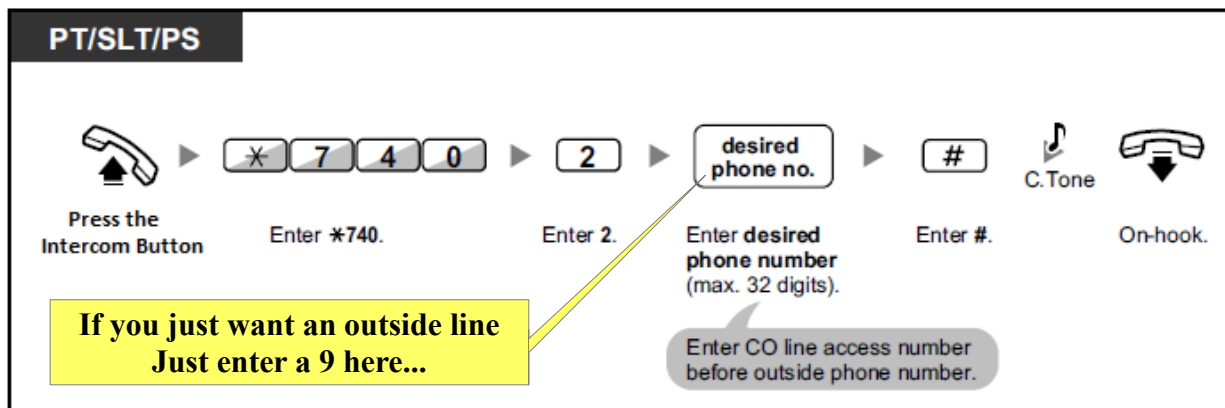
Panasonic NS-700 Hot Line Dialler Telquest Tech Support

Method 1

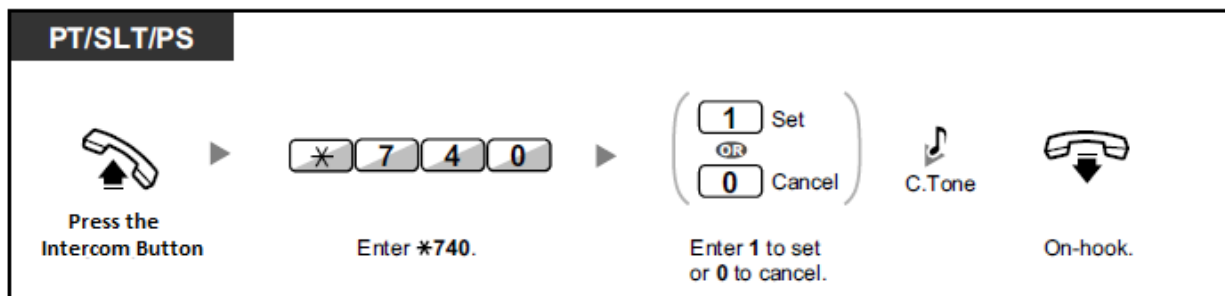
You can Program and Activate the feature from the phone:

1.3.35 Hot Line


To store a phone number



To set/cancel



To dial



Set how long the handset must be off hook until Hot Line begins to dial:

2. Click Here...

1. Click Here...

3. Click Here...

4. Click Here...

5. Set to 1 Second

You can set to 0 for faster response

The screenshot shows the NS700 Web Maintenance Console interface. The left sidebar contains a tree view of configuration options, with 'PBX Configuration' selected. The main area displays the 'Timers & Counters' settings page. The 'Dial / IRNA / Recall / Tone' tab is active. The 'Hot Line (Pickup Dial) Start (s)' field is highlighted with a red box and a yellow callout indicating it should be set to 1. Other fields include 'Repeat Counter', 'Redial Call Ring Duration (x10s)', 'Analogue CO Mute / Busy Detection', 'Extension First Digit (s)', 'Extension Inter-digit (s)', 'Analogue CO First Digit (s)', 'Analogue CO Inter-digit (s)', 'Analogue CO Call Duration Start (s)', and 'Intercept Routing No Answer (IRNA)' with sub-fields for Day, Lunch, and Break durations.

Field	Value
Repeat Counter	0
Redial Call Ring Duration (x10s)	3
Analogue CO Mute / Busy Detection	8
Hot Line (Pickup Dial) Start (s)	1
Extension First Digit (s)	250
Extension Inter-digit (s)	10
Analogue CO First Digit (s)	10
Analogue CO Inter-digit (s)	5
Analogue CO Call Duration Start (s)	0
Day (s)	40
Lunch (s)	40
Break (s)	40

Method 2

1. Click Here...

2. Click Here...

3. Click Here...

4. Click Here...

5. Set to On

6. Set to 9

7. Click Here...

No.	Extension Number	Extension Name (20 characters)	C. Waiting for Call from Extension	C. Waiting for Call from CO	Pickup Dial Set	Pickup Dial No.	Da
1	101		ALL		ALL		ALL
2	102		BSS	Off	Off		Off
3	103		BSS	On	Off		Off
4	104		BSS	On	Off		Off
5	105	Fax Machine	BSS	On	On	9	Off
6	106		BSS	On	Off		Off
7	107		BSS	On	Off		Off
8	108		BSS	On	Off		Off
9	109		BSS	On	Off		Off
10	110		BSS	On	Off		Off
11	111		BSS	On	Off		Off
12	112		BSS	On	Off		Off
13	113		BSS	On	Off		Off
14	114		BSS	On	Off		Off

This method is easier since the End User does not need to enter any codes on the Extension.

Note:

I am using Extension 105 for the Fax Machine, yours may be different.

You also need to set the timer on Page 2 as well.